

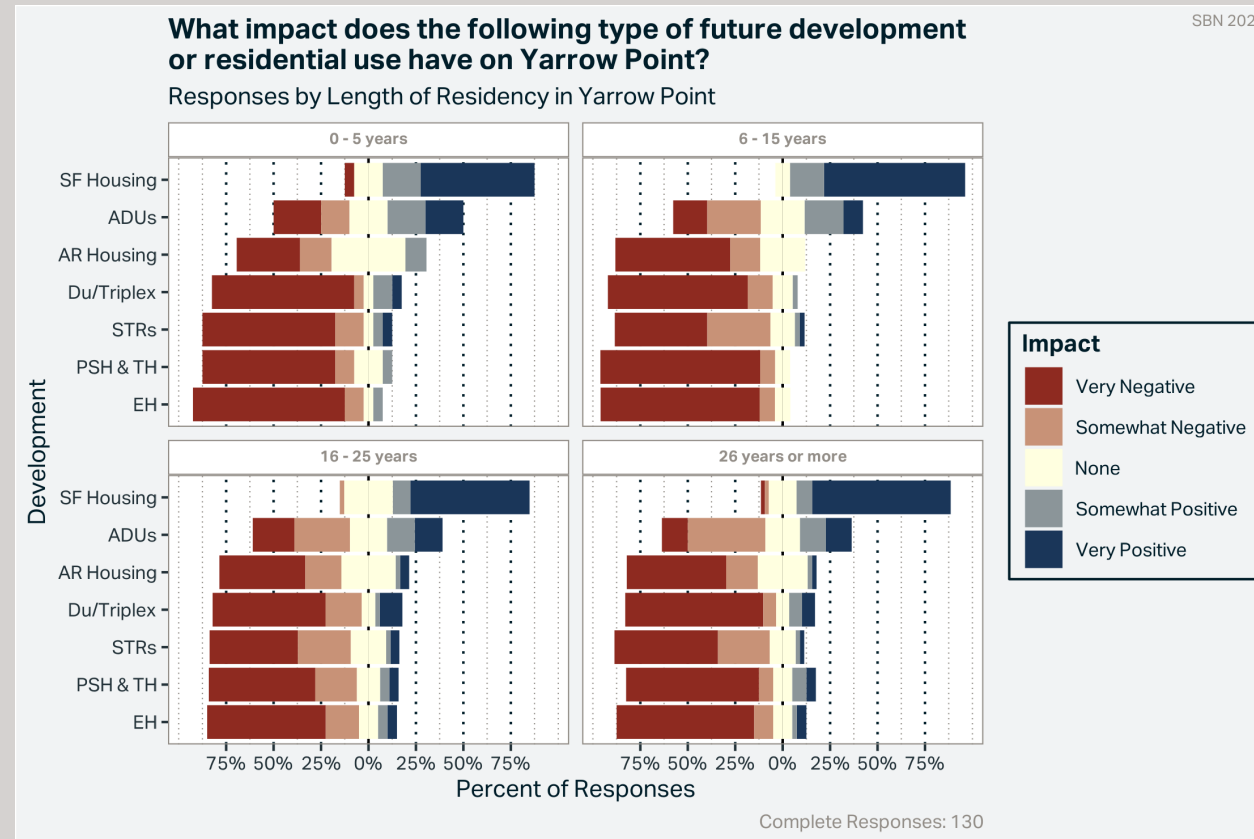
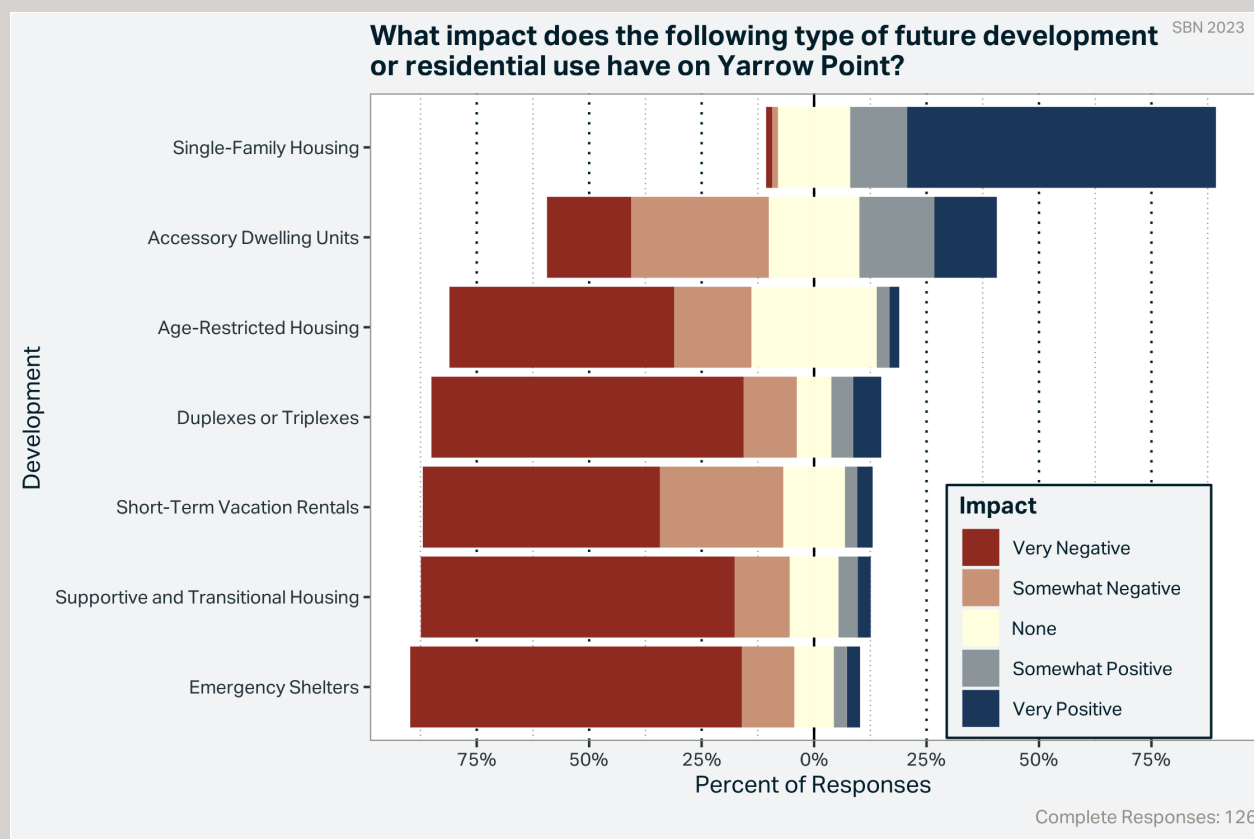
COMMUNITY SURVEY RESULTS

Learning what matters to the Yarrow Point Community

The survey questions directly inform several comprehensive plan elements. Survey questions focused on realizing actionable insights to support the planning and legislative processes in setting priorities and implementation strategies for this Comprehensive Plan update.

The survey concluded with a space for residents to provide additional comments. The responses offered a broader view of issues residents cared about, both within and outside the scope of the comprehensive plan. Thank you to all respondents.

Housing

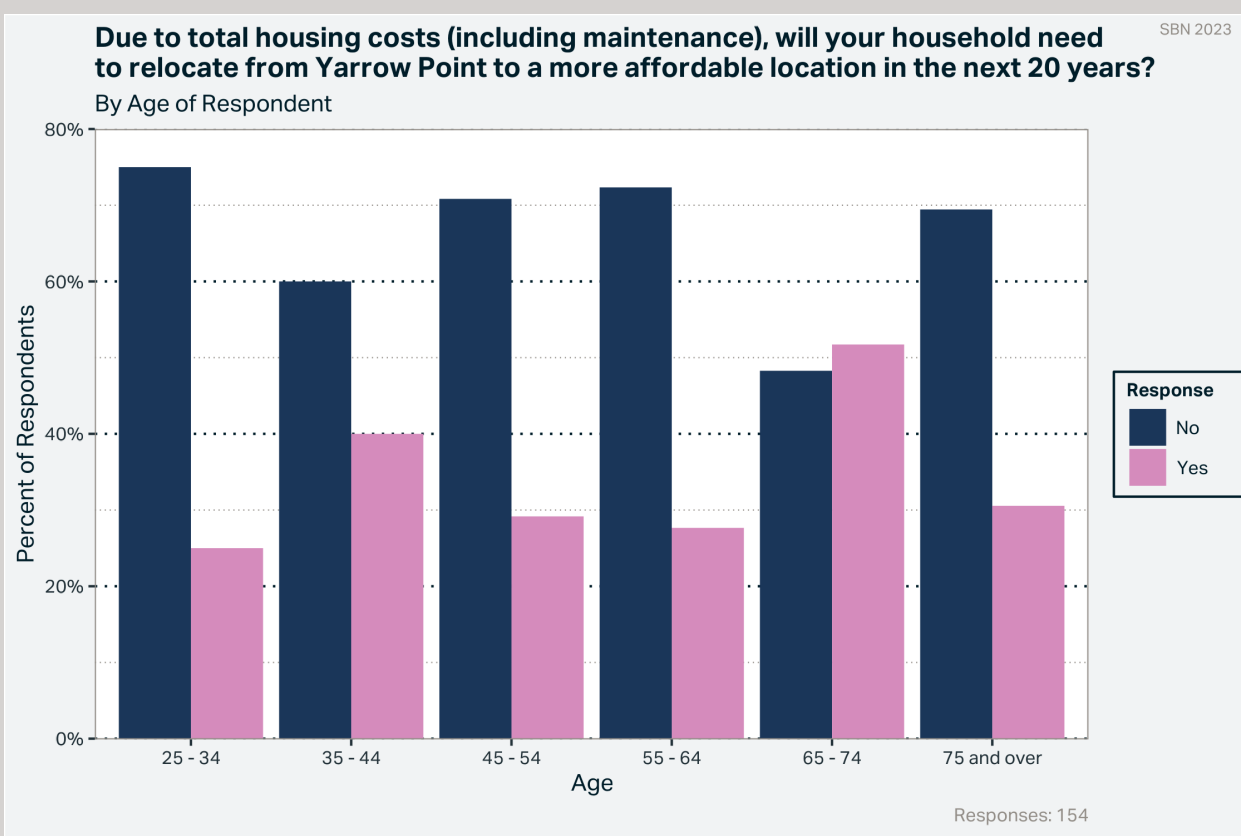


Comprehensive Plan Implications

- The Town has recently applied for a grant to fund the drafting of new development regulations to address recent housing legislation and will continue to engage the community to ensure any changes to development regulations balance community needs with legislative requirements.
- Many respondents (80% answered either Somewhat Negative Impact or Very Negative Impact) had a negative association with short-term rentals. In written comments, respondents also expressed concern about the Town developing a policy for them.
- The Town recently passed new code to regulate permanent supportive and transitional housing. Based on respondents' answers, Yarrow Point could include more public discussions and surveys on the topic in the future for how it may impact the community.

The current housing stock is entirely single-family residential, with some properties having accessory dwelling units (ADUs). In the graph to the left, residents have an overall limited interest in duplex or triplex development while overwhelmingly favor the existing land use. Age-restricted housing, short-term rentals, supportive housing, transitional housing, and emergency shelters overwhelmingly had negative survey responses.

When answers to the same question are evaluated by a respondent's number of years as Yarrow Point resident in the graph to the right, this data tells us that both new and long-term residents' preferences for single-family housing and ADUs align.



Total housing costs include long and short-term maintenance of property and tax burdens. When asked if total costs will need to relocate from Yarrow Point in the next twenty years, 65% of total respondents stated No.

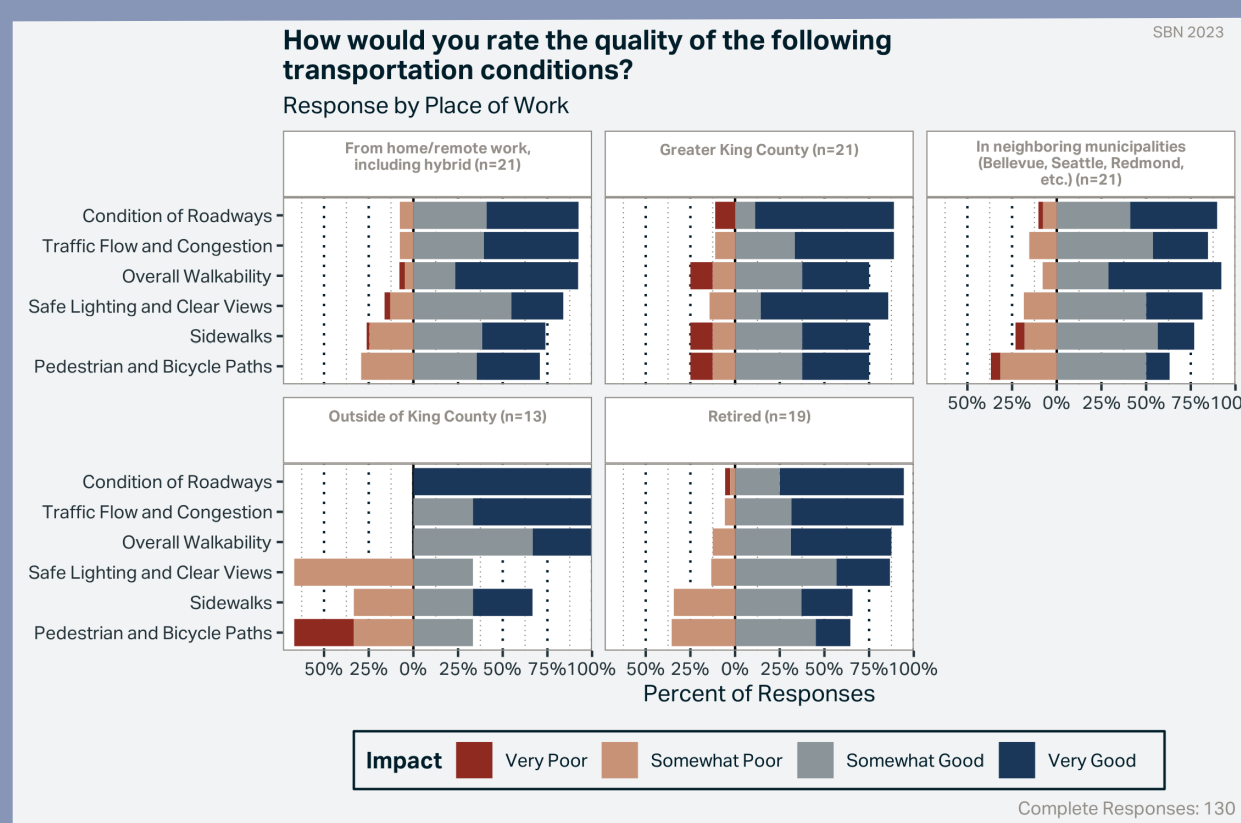
When evaluated through age demographics, the graph to the left shows the highest rate of displacement risk is those between the ages of 65 - 74.



Transportation and Employment

Most respondents (98% of total responses) depend on personal vehicles. In the total responses, 48% reported being retired; for non-retirees, 82% of residents work remotely or in adjacent municipalities.

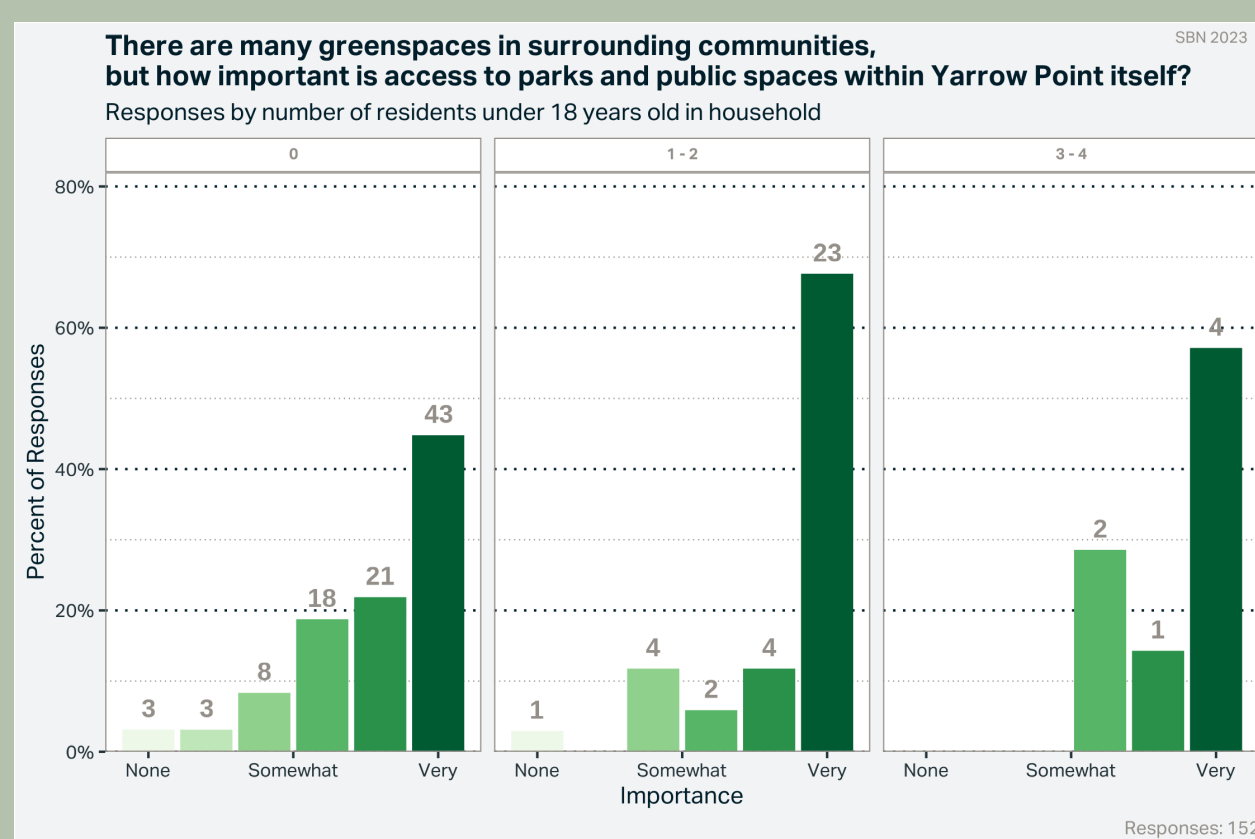
Responses to questions about existing transportation quality were generally consistent across working demographics, except for residents working outside of King County, who rated Safe Lighting and Clear Views, Sidewalks, and Pedestrian and Bicycle Paths as far less favorably. Those who work from home/remote work, retired residents, and those who work in greater King County have the most favorable view of transportation across conditions.



Comprehensive Plan Implications

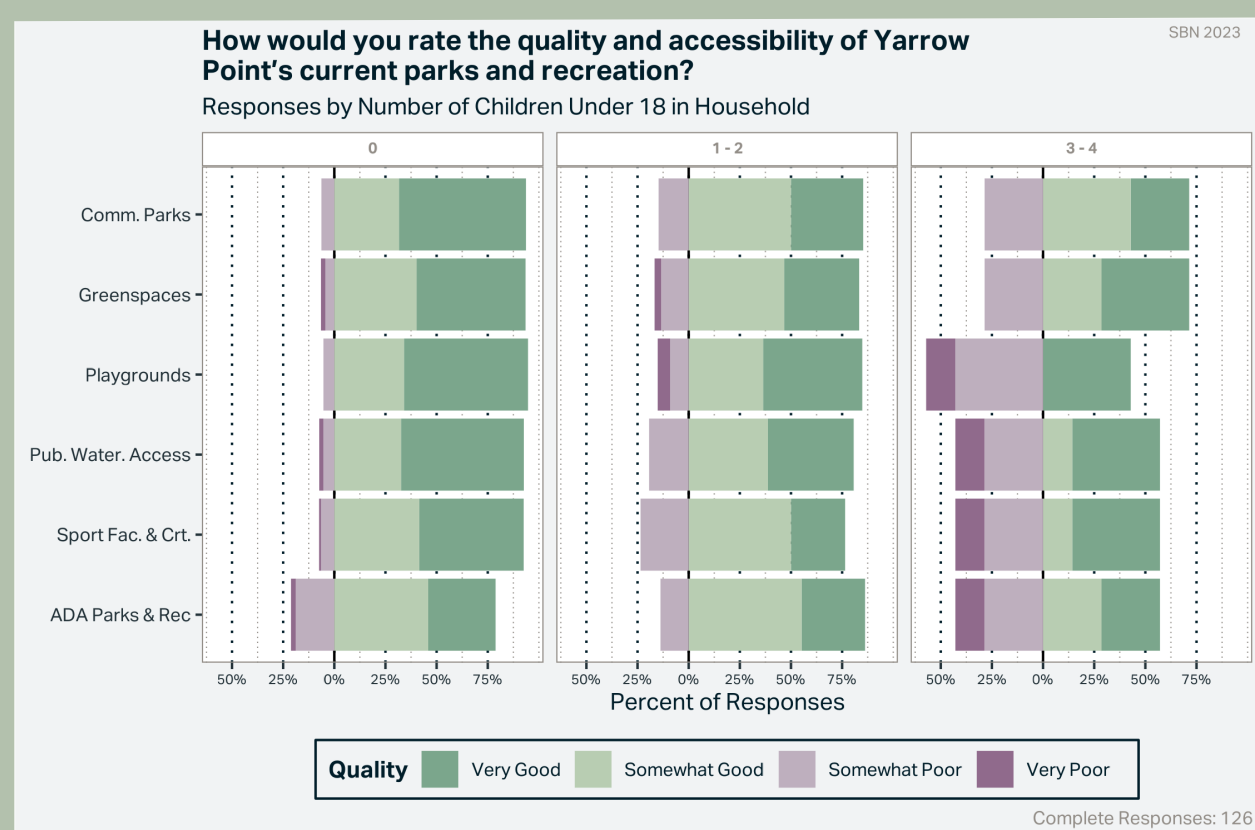
- Multi-modal transportation, including pedestrian and bicycle paths, are shown as a community priority needing attention due to their Very Poor or Somewhat Poor impact.
- Yarrow Point may evaluate opportunities for addressing bike and pedestrian needs specifically or add to an overall transportation strategy. In the written responses, traffic flow and congestion were mentioned multiple times despite not being rated poorly in the survey.

Parks and Public Spaces



While communities with various park resources surround Yarrow Point, and many households have green spaces for recreation, the survey results show that access to parks and public spaces within the town's boundaries remains important to residents.

The survey results to the left underscore that households, particularly those with children under 18, place significant importance on ease of access to parks and public spaces within Yarrow Point.



When rating the overall quality and accessibility of Yarrow Point's current parks and recreation amenities, families with children under 18 highlighted gaps in playgrounds, public water access points, sports facilities, and ADA-accessible amenities in parks and recreation areas.

Based on the graph to the left, the more children in a household, the more likely respondents are to rate parks and recreation resources as Poor or Somewhat Poor.

Comprehensive Plan Implications

- The emphasis on parks and public spaces by respondents affirms the role of green space in enriching the quality of life, boosting physical and mental health, and nurturing community ties.
- Yarrow Point could add language to the comprehensive plan to address the needs of youth and families in the plan for future parks and recreation while maintaining a goal for quality and access to amenities for all residents.

Overall Satisfaction and Priorities

Survey responses show an overall high satisfaction, with 84% of total responses rating an 8 and above on a scale of 1 - 10.

The results did not indicate that there is a consensus on where Yarrow Point should prioritize improvements, but road maintenance and pedestrian and bike path improvements were respondents' two top priorities. Responses indicate that residents would most like to see improvement in road maintenance and pedestrian infrastructure. Stormwater management and climate change impact are both rated as Somewhat Lower and Lowest priorities in the ranking survey, however, the written responses mention climate change and environmental concerns multiple times.